


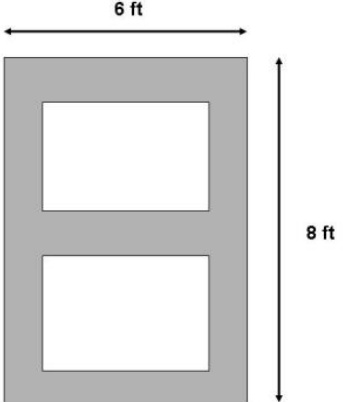

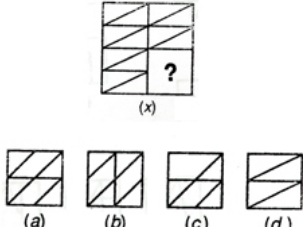
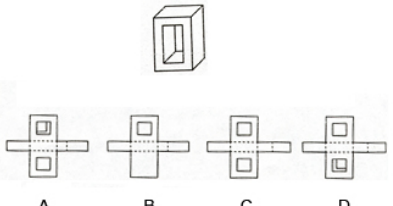
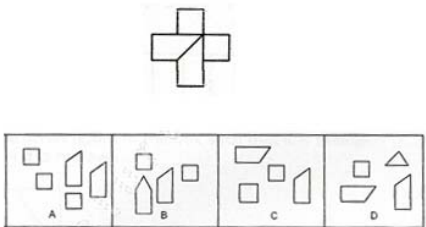
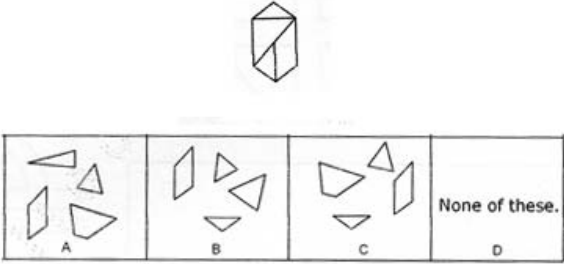


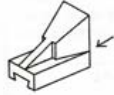
1.	Inch equals. a) 2.54 cm b) 5 cm c) 20 mm d) 15.67 mm
2.	6 mortar represents. a) 1 part of water 6 part of cement b) 1 part of cement, 6 part of water c) 1 part of sand, 6 part of cement d) 1 part of cement, 6 part of sand
3.	How many A2 sheets can be cut from a A0 sheet of paper. a) 5 b) 4 c) 16 d) 8
4.	The city of Ahmedabad was designed by a) Le Corbusier b) I M Pei c) B V Doshi d) Kanvinde
5.	Floors X and Y are equal in area, if X is 12 feet X 8 feet and the width of Y is 6 feet, what is the length of Y? a) 16 feet b) 12 feet c) 8 feet d) 15 feet
6.	$0.1 + (0.1)^2 + (0.1)^3$ a) 0.1 b) 0.121 c) 0.111 d) 0.2341
7.	 <p>Identify the building</p> <p>a) Sydney Opera House b) Bahai house of worship c) Guggenheim Museum d) Temple of Karnak</p>
8.	Blobitecture is a) 1 st Century Architecture style b) 15 th Century Architecture style c) 20 th Century Architecture style d) Not an Architecture style
9.	Blue is a a) Hot Colour b) Cool Colour c) Secondary Colour d) Natural Colour
10.	Which of the following is a complimentary colour scheme? a) Green - Yellow b) Blue – red c) Yellow – Black d) Red – Green
11.	When 1/10 percent of 5000 is subtracted from 1/10 of 5000, the difference is a) 0 b) 50 c) 495 d) 500 e)

12.	Curtain walls represent a) Fabric Walls b) Glass Screens c) Brick Walls d) Concrete Walls
13.	A Focal point is a) A point in the centre of a drawing b) A point in a corner of a drawing c) A point within a circle d) Center of interest in a drawing
14.	Gol Gumbaz is a a) Mosque b) Mausoleum c) Museum d) Monasry
15.	 <p>Identify the texture</p> <p>a) Practicle board b) Mar ble c) Granite d) Sand</p>
16.	A Carpenter a constructed a rectangle sandbox with a capacity of 10 cubic feet, if he had to make a similar box, twice as long, twice as wide and twice as high as the first sand box, what would be the capacity in cubic feet of the second sand box? a) 20 b) 40 c) 80 d) 1000
17.	 <p>Identify this building.....</p> <p>a) Jahangir Mahal, Orchha b) Amber Palace, Rajasthan c) Man Mandir Gwalior d) Akber Palace, Fathepur</p>
18.	The Average height of an India male is? a) 5 feet 6 inches b) 6 feet 2 inches c) 5 feet 3 inches d) 4 feet 8 inches
19.	KanchanJunga Apartments are designed by a) B V Doshi b) Le-Carbusior c) Charles Correa d) Edwin Lutyens

20.	<p>Obelisk is a</p> <p>a) Tall, Slender Building b) Tall Slender Twoer</p> <p>c) Short Fat building d) Short Fat Tower</p>
21.	<p>150 is what percent of 30?</p> <p>a) 20% b) 50% c) 200% d) 500%</p>
22.	 <p>The Front of a 6 X 8 foot rectangular door has a trim as indicated by the shading in the diagram, if the trim us uniformly 1 foot wide, what fraction of he door surface is covered by the the trim.</p> <p>a) $\frac{13}{48}$ b) $\frac{5}{12}$ c) $\frac{7}{12}$ d) $\frac{1}{2}$</p>
23.	 <p>Identify the structre in the picture</p> <p>a) Big Ben London b) Time Tower NY</p> <p>c) Sears Towers, NY d) Rajabai Tower, Mumbai</p>
24.	<p>When you stand between the railway tracks and observe the Railway Track over the horizon it gives a</p> <p>a) One Point Perspective Effect b) Two Point Perspective Effect</p> <p>c) Three Point Perspective Effect d) None of the above</p>
25.	<p>Which of the following pencil Ideas is the Softest?</p> <p>a) 3H b) HB c) F d) 3B e)</p>
26.	<p>Sun Temple is located in</p> <p>a) Sanchi b) Mahabalipuram c) Konark d) Nalanda</p>

27.	<p>The Sphinx is located in</p> <p>a) Paris b) Lebanon c) Syria d) Giza</p>
28.	 <p style="text-align: center;">Identify the piece that fits</p> <p>a) A b) B c) C d) D</p>
29.	 <p style="text-align: center;">Which is the development for the model shown?</p> <p>e) A f) B g) C h) D</p>
30.	 <p>A Group of pieces on the bottom when joined form the one on the top, identify the set.</p> <p>a) A b) B c) C d) D</p>
31.	 <p>A Group of pieces at the bottom when joined, from the group on the top, identify the group.</p> <p>a) A b) B c) C d) D</p>

32.



A



B



C



D

Identify the correct elevation as indicated by the arrow.

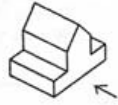
a) A

b) B

c) C

d) D

33.



A



B



C



D

Identify the elevation as indicated by the arrow.

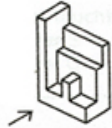
a) A

b) B

c) C

d) D

34.



A



B



C



D

Identify the elevation as indicated by the arrow.

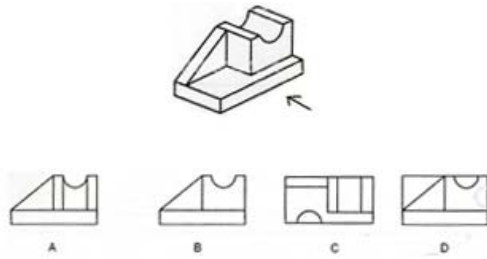
a) A

b) B

c) C

d) D

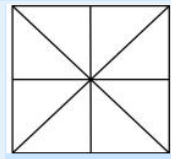
35.



Identify the elevation show by the arrow.

- a) A b) B c) C d) D

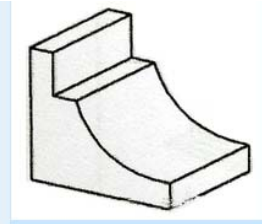
36.



The total number of triangles given in the figure below are

- a) 12 b) 15 c) 16 d) 18

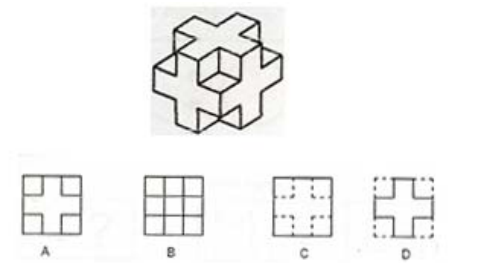
37.



How many surfaces are in the solid object shown below?

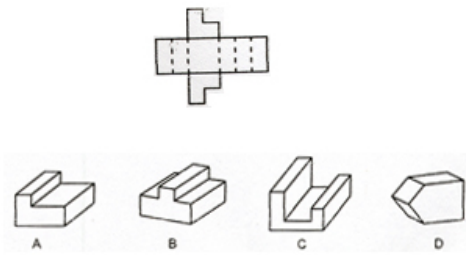
- a) 10 b) 8 c) 9 d) 12

38.



Identify the top view (Plan of this object)

- a) 10 b) 8 c) 9 d) 12

39.	Jantar Mantar was built as a/an a) Tomb b) Observatory c) Shrine d) Remembrance
40.	 <p>When folded which object will the development form?</p> <p>a) A b) B c) C d) D</p>